

# Christmas Crochet Bunting

Christmas Crochet bunting in snowy white cotton, perfect for Christmas or a Winter Wedding! as featured in Simply Crochet Magazine Winter 2012.



**Materials:**

One 100gm ball '[Snowdrop' Planet Penny Cotton Colours Yarn](#) Available from the [Planet Penny Etsy Shop](#)

3.5mm crochet hook

## **Abbreviations: (British terms\*\*)**

ss Slip stitch

ch Chain

dc Double crochet

tr Treble crochet


ch sp Chain space

\*\* US crochet terms


dc = single crochet

tr =double crochet

- 1) Make loop.



Into loop work 3ch 2tr, 3ch, 3 tr, 3ch, 3tr, 3ch Join with ss to top of beg 3ch.



Pull end of yarn to close loop. Turn.



2) 3ch, into 3ch corner work 2tr, 3ch 3tr, then 3tr, 3ch, 3tr into next 2 corners. Join to beginning 3ch with ss.



3) 3ch. 1 tr into top of each tr. At corners work 1tr in 1st ch, 3 tr in 2<sup>nd</sup> ch, 1tr in 3<sup>rd</sup> ch. Rep for each corner and join with ss.






- 4) 3ch, 2tr, miss 2tr, 3tr rep to end working 3tr 3 ch, 3 tr in corners.



- 5) 2ch, 1 dc in each tr, 3dc in corner ch. Join with ss.



- 6) 1 ch, 1 dc into 1<sup>st</sup> dc\* 3ch, 1ss into same place as last dc, 1 dc into each of next 2 dc, rep from \* to first corner. Ss into each dc to 2<sup>nd</sup> corner 3ch into 2<sup>nd</sup> corner (this makes the plain top edge) ss into base of 3ch then continue as before to end finishing last rep with 1 dc into last dc, ss into first dc of previous round.



7) Make 5 or 7 flags.

*To make up*

Crochet in loose ends

Using 4mm hook, make 12 ch, ss into 1<sup>st</sup> ch to make hanging loop, 25ch \* dc into back loop of ss on top edge of first flag to end, 5 ch. Rep from \* for each flag. At the end of last flag make 25 ch then 12 ch for loop.

Press lightly on reverse, pulling into shape. Use spray starch if desired.



For yarn, patterns and much more  
visit

**Planet Penny**

[www.planetpenny.co.uk](http://www.planetpenny.co.uk)